

Precautions for garbage disposal



Burnable garbage

Prepare the designated bag
Special garbage bags or transparent or semi transparent plastic bags



Empty cans

Wash the inside thoroughly
Put in container on the day of collection



Non-burnable garbage

Prepare the designated bag
You can only use the designated special garbage bags



PET bottle

Remove the cap and label
→To Plastic Containers & Packaging
Wash and clean inside and crush it
Put in a container on the day of collection



Plastic containers and packaging

Prepare a designated bag
Special garbage bags • transparent or semi transparent plastic bags



Empty Glass Bins

Wash and clean inside
Put in a containers by color
Caps to non-burnable garbage

Items that cannot be disposed of at the garbage station

Oversized garbage

Items that are too large to fit in a plastic bag

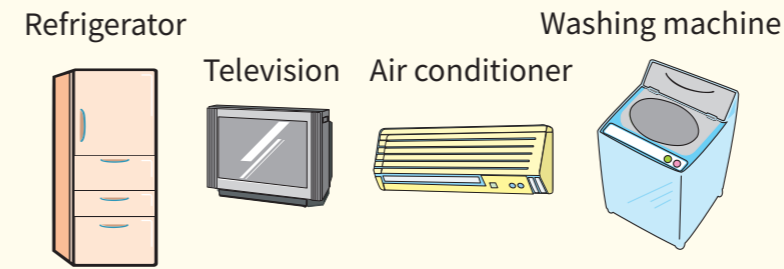


Personal computer

You can put them in the small home appliance box at City Hall.



4 items of home appliances



Other



Glass Bottle



You can dispose it once a month on a fixed day



PET bottles Paper cartons



You can dispose it once a month on a fixed day



Corrugated cardboard Paper



You can dispose it once a month on a fixed day



Newspaper



Inquiries about garbage

Kitakata City Citizen Life Division
TEL: 0 2 4 1-2 4-5 2 8 5
Atsushiokano General Branch Resident Division
TEL: 0 2 4 1-3 6-2 1 1 3
Shiokawa General Branch Resident Division
TEL: 0 2 4 1-2 7-2 4 0 0
Yamato General Branch Resident Division
TEL: 0 2 4 1-3 8-3 8 2 5
Takasato General Branch Resident Division
TEL: 0 2 4 1-4 4-2 1 1 3

How to dispose garbage in Kitakata City



Follow the rules and clean the area...

Aizu Kitakata International Association

Types of garbage that can be disposed in Kitakata City



Burnable garbage



You can dispose it twice a week on a fixed day of the week



Non-burnable garbage



You can dispose it twice a month on a fixed day



Plastic



You can dispose it once a week on a fixed day of the week



Can



Once a month on a fixed day



Burnable garbage (combustible garbage)



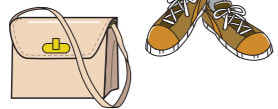
Food waste
*Squeeze well



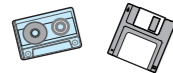
Waste paper



Diapers
*Remove dirt



Clothing (clothing, shoes, bag) wool cloth



Videotape



Tree branches

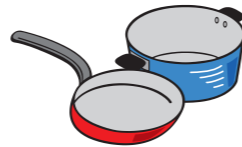
- * Tighten with a string
- * Items shorter than 60cm in length
- * Thin than 10 cm in thickness
- * Thinner than 30cm in combined thickness



Fallen leaves



Non-burnable garbage (non-combustible garbage)



Things that are made of metal



Plates, Glass



Items made of plastic (without plastic labeling )



Home appliances (those subject to collection of small home appliances, and which are fits in a bag)



Other (hard stuffs)



Gas Cylinders & Sprayers
* Please make a hole before dispose



Plastic containers and packaging



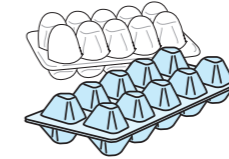
Plastic bag



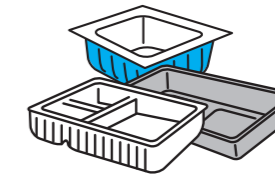
Plastic Cups



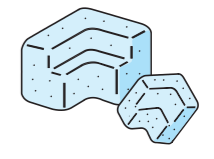
Plastic Bottles



Egg Pack



Tray

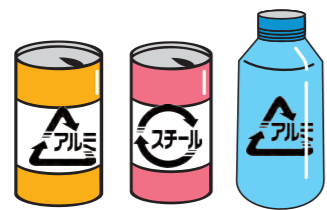


Styrofoam


REMEMBER THIS MARK! 

Recyclable waste (recyclable)

Empty Cans → Container



PET Bottle → Container



Empty glass bottle → Container

Colorless • Transparent



Blue and green



Brown



Black



Paper Cartons



Wash the inside, spread it out and tie it with string

Newspaper



Tie it with a string

Cardboard



Unfold and tie with a string

Magazines & other Papers



Tie it with a string

Note: Items not covered by plastic containers and packaging



* If the dirt is removed, you can dispose it plastic containers and packaging.

Between **6:00~8:30**

on the day of garbage disposal you will put out your garbage

Please put it out to the garbage station!

