


Kitakata city

Living and Disaster Prevention  
Guidebook for Foreigners

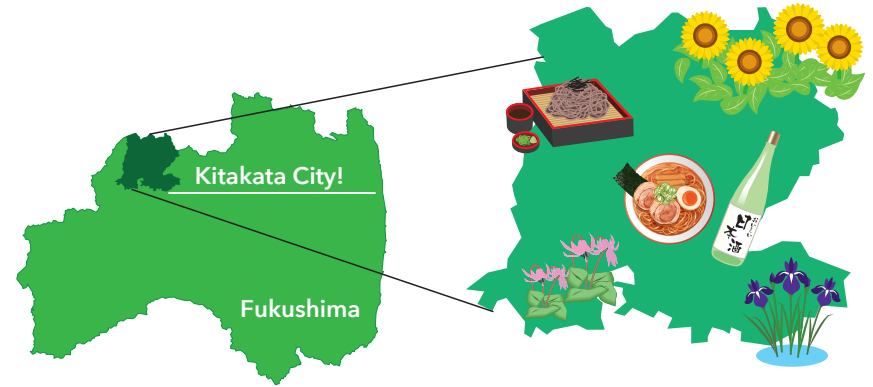
KITAKATA



Aizu Kitakata International Association

01 Introduction

Welcome to Kitakata City!



Population : 44,472    Area : 554km<sup>2</sup>    Number of Households : 16,106  
313 Foreign Residents    This information as of August 2023

Residence card

"Residence card" is an ID card for foreigners living in Japan for more than 3 months. \* It is a very important card.

Your name, nationality, address, Status of residence and period of stay are written on it. It is an identification card for foreigners.

Always, have it with you.



Status of residence:

Why did you come to Japan? You cannot do any work other than what is written in your status of residence.

Period of stay:

The last day you can stay in Japan. You can't be in Japan after the deadline.

- Table of contentss -

01	Introduction	1
02	When you move to Kitakata	
	• Resident registration, My Number registration	3
	• Insurance	4
	• Pension	4
	• Taxes	5
03	Living in Kitakata	
	• Residents' associations	6
	• Lifeline	6
	• Postal service	7
	• Banks	8
	• Garbage separation	9
	• About vehicles	12
04	Marriage and Children	14
05	Illness and Injury	
	• Go to the hospital	17
	• In case of emergency	21
06	Disaster Preparedness and Evacuation	22
07	Japanese Classes	26
08	Conclusion	
	• Contact information of the Aizu Kitakata International Association	27

## 02 | When you move to Kitakata

If you live in Kitakata City, you need to register as a resident (notification of moving in).

What to do?	Until how long	Where	What to bring
Submit a "Notification of Moving In"	Within 14 days of starting to live in Kitakata City	City Hall, Citizen Division General Branch Office, Resident Division	<ul style="list-style-type: none"> <li>• Residence card</li> <li>• Passport</li> <li>• Documents proving family relationships</li> </ul>
"My Number Card" Create an (Individual Number)		City Hall, Citizen Division General Branch Office, Resident Division	<ul style="list-style-type: none"> <li>• Residence card</li> <li>• My Number Notification Letter</li> </ul>

### My Number card

Number assigned to all people who have a certificate of residence in Japan

This is very important personal information used for taxes, insurance, etc.

"My Number Notification" ☆

A document notifying you of your My Number will be sent to the address on your certificate of residence.

When it arrives, be careful not to lose it.

"My Number Card" (Individual Number)

IC card with your My Number written on it.



When you receive the ☆ documents, you can apply to the city hall and make them

If you have My Number, you can get proof documents such as a certificate of residence at a convenience store.

## Insurance

Those who live in Japan for "company insurance" or "national health insurance".

When you apply insurance, you will always get an "insurance card". It is always necessary when going to the hospital.

If you show your "insurance card", the money you will pay at the hospital will be 30%

(1) People who work for the company and their families → Social insurance

(2) Persons other than (1) → National Health Insurance

(2) Apply at the city hall.

(2) People will be subject to the National Health Insurance Tax.



## Pension

People who have a resident in Japan and are between the ages of 20~59 must enter.

When you get older, or you become disabled, you get paid.

(1)Employee's pension

If you work for a company, you will be enrolled in the employee's pension at the company

(2)Those who are not enrolled in (1) of the National Pension

can apply at the Citizen's Division of the City Hall or the Resident Division of the General Branch.

There is an "exemption application". Get a consultation.

When applying, you will need a residence card and passport.



## Tax

Those who live in Japan needed to pay.



(1) Income tax

tax on salaries.

(2) Automobile tax

People who have a car pay the automobile tax once a year

(3) Resident tax

tax paid to the "city" or "prefecture" where you live.

Tax paid to the place where you lived on January 1st. of that year.

Taxes will change depending on the salary received between January 1st ~ December 31st of the previous year.

(4) Consumption tax

tax on goods and services.

10% of the price of the product is the tax you need to pay

However, food is 10% when eating at a store, when taking out, it is 8%.



### Common Problems

I received a tax payment slip, but I didn't know what the letter was, so I left it as it was. If you miss the due date for paying taxes, you will be charged a "late fee", which may increase the amount you pay. As soon as it arrives, check what is written on it, and due date.

## 03 Living in Kitakata

### Residents' Association

A place where people living in the community work together.

Where does the mayor of the local government live? Let's find out.

\* The mayor of the local government changes every year. The rules are different depending on the residents' association.

- (1) Residents' association fee the amount varies depending on the residents' association. Let's also check the payment method.
- (2) Place, date, and time where to dispose of garbage
- (3) Circular boards (with information on the city or region)
- (4) Public relations (information about the city)
- (5) Nearby event information
- (6) Contact for cleaning
- (7) Information on crime prevention patrols, etc.



### Living (Lifeline)

Water, electricity, and gas necessary for daily life are called "lifelines" in Japan.

It means something that is important in life.

#### Water supply: Make water available.

Kitakata City Hall Waterworks Division Customer Center TEL0241-22-1507

Please contact us at least 3 days before you start using it. (Closed on Saturdays, Sundays, and holidays)

You can also apply on the website of the Water Supply Division →



You can drink tap water in Kitakata City

Water bills: Water supply charges (used water) and sewerage charges (flushed water) are paid monthly.

#### Electricity: Make electricity available

Contact an electric company (choose your own electric company and contact them): Tohoku Electric Power Company, etc.

The method of calculating the electricity bill varies from company to company, but most companies.

[Basic usage fee + usage fee + other expenses] It is paid monthly.

#### Gas: Make it possible to use gas (fire)

Make sure you can use gas to light a fire or boil water when cooking.

Contact the gas company (choose the gas company yourself)

The gas that can be used in Kitakata City is a type of propane gas.

The method of calculating the gas price differs from company to company, but most companies.

[Basic usage fee + usage fee + other expenses] It is paid monthly.

#### [Mail]

Letters and packages can be sent at the "post office."

Post offices and mailboxes are marked with "〒"

[Letter]

Buy a "stamp" at the post office or store and attach a stamp for the required amount to the upper left corner of the letter.

The amount depends on the type of letter and weight.

[Sending package]

Put the package in a box or other container and take it to the post office.

The weight, size, and price of sending in the area where it is delivered will change.

[Absentee notification]

If you are not at home and you receive a package or mail that requires your signature, you will receive an "absentee slip" in your mailbox.

Contact them in the manner described on the "Absentee Slip" and ask them to deliver the package again. (Telephone, LINE, etc.)

You can go to the post office to pick it up, but at that time, you will need to contact them and need an "absentee slip" and "ID card".

#### How to get it delivered again

- ① Telephone (Japanese only).
- ② Internet (Scan the QR code).
- ③ Mail or Fax
- ④ Going to post office (you need to ask before you go to office.)

## Bank

When creating an account: "Residence card" and "Passport".

When you close your account, you need a passbook, a cash card, and Residence card.

## Garbage

In Kitakata City

### Burnable garbage / Unburnable Garbage / Plastic waste / Recyclable waste

Divide them into four types and dispose of them in a fixed place. Depending on where you live, the day you collect garbage is also different. (Ask the mayor of the local government where to dispose of it and the day to collect it, p.6) Look at the garbage calendar and put out the garbage in a designated place by 8:30 in the morning on the day of collection. Do not take out the garbage on days that are not collection day (collection day) or the night before.

Large garbage (bulky garbage) such as sofas and beds cannot be disposed of in the garbage dump. Please take it to the "Environmental Center Yamato Factory" by yourself. In May, August, and November, you can have it collected at your home. If you would like to collect it at your home, please apply to the Citizen Life Division. Home appliances (TVs, washing machines, refrigerators, air conditioners, computers) cannot be disposed of in the garbage. Pay a "recycling fee" to the store where you bought it or an electronics store and have it taken with you.

Do not dispose of used batteries or batteries in the trash. Put tape on the + and - places, and go to the "Citizen Life Division" of the city hall or Please bring it to the "Resident Division" of each general branch office and each community center.

#### Common Problems

- Q. I was warned when I burned garbage in the garden.
- A. Do not burn garbage in the garden of your house.
- Be sure to put out your trash on a fixed day.
- It's okay to have a BBQ but be careful about the fire.

## Other common problems

Q.When I had a party in my apartment, I was warned that it was noisy.

A.In apartments and condominiums, where the room next door is close,

Do not make loud noises or voices.

× Early in the morning (until about 7:00 in the morning) or late at night (after 9 in the evening) Don't do laundry or use a vacuum cleaner.

△ If you live above the second floor, be careful of footsteps.

○ If you have small children or if you can't help but make a sound,

Talk to your landlord or someone who lives nearby first.

Q.I don't know what to do with the toilet paper.

A.Do not throw toilet paper in the trash after use. Flush it on the toilet.

× Garbage other than toilet paper should not be flushed on the toilet.

Q.I found a bird, so I caught it and burned it, and I was warned.

A.Animals are not allowed to be caught and killed in Japan. Of course, you can't eat it either.

Q.I was warned when I caught fish in the sea or river.

A.Depending on the location of the sea or river, if you do not have a "fishing right" or "recreational fishing ticket",

There are places where you should not catch fish.

If you take fish and shellfish without permission, it may be a crime called "poaching". Let's be careful.



## About Vehicles

### [Noru-to Kitakata]

It is a "bus that everyone can ride" that can be reserved through apps or phone.

You can ride for 400 yen (adult) one time.

You can ride only on weekdays (Monday ~ Friday).



### [Train]

In Kitakata City, you can take the JR Ban-etsu-saisen Line.

When you get on the train, you buy a "ticket" before getting on.

If you have a SUICA or PASMO card, you can use the card to ride.

### [Taxi]

If you want to go to a distant place or have a lot of luggage, you can call a "taxi".

### [Bicycle]

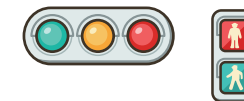
When it gets dark, or in the evening, turn on the "light".

If you drink alcohol, you can't even ride a bike. Obey the traffic rules of Japan.

Wear a helmet when riding a bicycle.

### [Traffic rules]

In Japan, pedestrians are supposed to pass on the right, and vehicles (with tires) are supposed to pass on the left.



Bicycles ride on the roadway.

If the signal is...

- Green (green, but Japanese people call it "Ao(blue)" .) → you can move forward.
- Yellow → Cars and people stop.
- Red → Do not proceed.

When walking across the road, walk at the blue pedestrian crossing.



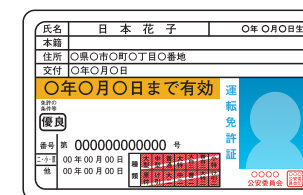
### [Driving a car]

A "driver's license" is required to drive a car.

To get a "Japan driver's license",

- (1) Go to a driving school and learn how to drive and the rules.
- (2) Take the test at the "Driver's License Center" in Fukushima Prefecture.
- (3) If you pass the test, you will receive a "driver's license".

\* It costs money to go to a driving school. (About 300,000 yen in about 1~2 months)



## 04 Marriage and Children

### Marriage

When a foreigner and a Japanese marry...

Where	What to do?	What to bring
City Hall Citizen Division General Branch Resident Division	Register your marriage	Marriage registration, passport, birth certificate Certificate of Fulfillment of Marriage Requirements Certificate of Eligibility, etc.
Embassies and Consulates	Get proof that you can get married	
Immigration Services Bureau	When you get married and change your status of residence, you must complete the procedure	

When foreigners marry each other, they can decide to marry according to the laws of their own country. If your family relationship changes, you will have to change your "status of residence".


### Child

#### [Pregnancy]

If you find out that you are pregnant, submit a "pregnancy notification" to the "Social Welfare Division" of the city hall.

(My Number Card and Certificate of Residence are required.)

\* If you can't do it yourself, you can have a substitute (power of attorney)

"Maternal and Child Health Handbook" 	This is an important notebook for prenatal health checkups (prenatal checkups), children's health checkups, and vaccinations (injections).
"A Bookmark for the Health of Mother and Child"	Hospitals (maternity clinics, postpartum 1 month checkup, Neonatal hearing test). (Mom's dentist, mother's checkup, 1 month after birth) If you get pregnant, make an appointment at the hospital, and go to the hospital.

[When a child is born]

Where	What to do?	What to bring
City Hall Citizen Division General Branch Resident Division	Within 14 days of birth Submit a birth certificate. Apply for the "Lump-sum Childbirth and Childcare Allowance." * Enroll in National Health Insurance	<ul style="list-style-type: none"> <li>• Maternal and Child Health Handbook</li> <li>• Father's or mother's status of residence card</li> <li>• Birth certificate (you can get it at hospital).</li> </ul>
Immigration Services Bureau	Complete the procedures for obtaining status of residence within 30 days.	
Embassies and Consulates	Report the birth of a baby in your country.	

[Children's medical expenses]

Hospital fees for children aged 0~18 years old will be free. (There are some treatment costs that are not free)

[Child Allowance]

Parents who are raising children up to junior high school age can get it.

[Nursery Schools and Children's Schools]

They take care of children aged 0~5 years old.

They can take care of the children when the parents are unable to take care of them due to work or illness.

[Kindergarten]

It is an "education" place where children aged 3~5 years old can enter before entering elementary school.



[Elementary and junior high schools]

Elementary school: Children between the ages of 6~12 attend the school. Will teach you how to study. (6 years)

Junior high school: Children between the ages of 13~15 attend the school. Will teach you how to study. (3 years)


Elementary schools are determined by where you live.

Japan law required to attend elementary and junior high schools.

When entering elementary school, you need a lot of preparations.

Also you need to write your child's name on everything.

Admission Preparation Checklist



[Senior (High) School]

Senior(High) school: Children between the ages of 16~18 attend.

You will take a test (entrance examination) before entering the school (for 3 years), and if you pass, you can go to school.

## 05 | Illness or injury

[Going to the hospital]

Hospitals in Japan has private hospitals and clinics and large hospitals (general hospitals).

When you feel sick or injured, go to the "department" that suits your symptoms.

\* Be sure to bring your "Health insurance card".

- If you cannot examine or cure at a private hospital or clinic, you will be referred to a large hospital.
- When you go to a large hospital (general hospital) for the first time, you must have a "referral letter".

You will pay the "Selected medical care expenses" (about 5000~7500 yen).

Get a "referral letter" at the hospital you always go before you go to another hospital.

- Holidays vary depending on the hospital and department, so when you go to the hospital, check before going.

### General Hospital in Aizu (Large hospital)

Hospital Name	address	telephone number	
Takeda General Hospital	Aizuwakamatsu shi,Yamaga machi 3-27	0242-27-5577 For appointment 8:00~17:00	Night emergency
Aizu Central Hospital	Aizuwakamatsu shi,Tsuruga machi 1-1	0242-25-2525 Representative	Night emergency
Fukushima Medical University Aizu Medical Center	Aizuwakamatsu shi,Gawahigashi chou, Tanizawa Maeda 21-2	0242-75-2100 Representative	

## "Medical Department" If you are sick or injured, where you need to go?


①	Internal medicine ないか 内科(naika)	When sick. When you have a cold, stomachache, fever, etc.
②	Orthopedic surgery せいけいげか 整形外科(seikeigeka)	When you are injured, your lower back hurts, your legs hurt, your joints hurt, etc.
③	Otorhinology じびか 耳鼻科(jibika)	When your ears, nose, or throat are unwell.
④	Ophthalmology がんか 眼科(ganka)	When your eyes are not feeling well.
⑤	Obstetrics and Gynecology さんふじんか 産婦人科(sanfujinka)	When pregnant, female diseases, etc.
⑥	Pediatrics しょうにか 小児科(syounika)	When a child is sick (from babies to junior high school students)
⑦	Dermatology ひふか 皮膚科(hifuka)	When your skin is not feeling well.
⑧	Psychiatry せいしんか 精神科(seishinka)	When you have a mental illness.

### [To get medicine(buying)]

After seeing a doctor at the hospital, you can get a "prescription" when you need medicine.

Take your prescription and go to a pharmacy near the hospital.

If you give the "prescription" to the receptionist at the pharmacy, you can buy medicine.



## Hospitals in Kitakata

Name of the hospital	address (Kitakata-shi)	telephone number (0241)	Departments
Iizuka Hospital	Matsuyama machi, Muramatsu aza Kitahara 3634-1	24 - 3421	①⑧
Iizuka Hospital Yu-rin Hospital	Matsuyama machi, Muramatsu aza Kitahara 3643-1	24 - 5021	①②④
Ono Hospital	Aza Numata 6994	22 - 0414	①②
Irisawa Hospital	Aza Makida 3106-2	22 - 0267	①②
Sawara Hospital	Aza Eikyu 7689-1	22 - 5321	①
Naruse Hospital	Aza Inarimiya 7307-1	24 - 3333	①②
Akimoto Orthopedic Clinic	Aza Shimogawara 8290-12	21 - 1515	①②
Ito Ophthalmology	Aza Enakako 4178	22 - 5900	④
Medical Co-op Kitakata Clinic	Aza Oshikiri Higashi 1 chome 33	23 - 3611	①⑥
Otake Internal Medicine	Aza Umetake 7294-2	22 - 0241	①⑥
Kitakata City Community and Family Medicine Center Hotto ☆ Kirari	Aza Rokumaiosa 4212	24 - 5320	①②③ ④⑤⑥ ⑦⑧
Kimijima Internal Medicine Gastroenterology Clinic	Aza 1 chome 4569	24 - 5800	①⑥
Takahashi Pediatric Clinic	Sekishiba machi Kamitakahitai Aza Ienokita 605-1	25 - 7066	①⑥
Teshirogi Clinic	Aza Kyoudan 45-1	22 - 0034	②
Fukuta Otolaryngology Hospital	Aza Nishiyotsuya 275	24 - 4187	③⑥
Department of Internal Medicine, Department of Gastroenterology, Mitsuhashi Clinic	Sekishiba machi Kamitakahitai Aza Hiromen 681-1	21 - 1311	①
Yamada Obstetrics and Gynecology Clinic	Aza Souzamiya 2735-1	22 - 3032	①⑤⑥
Yu Yu Clinic	Aza Enakako 4183	22 - 2111	①⑤⑥
Takeda Clinic	Shiokawa machi Aza Higashisakae machi 1-3-6	27 - 4031	①②⑥⑦
Kumata Clinic	Shiokawa machi Aza Higashisakae machi 5-5-11	28 - 1233	①⑥
Kitakata Renal Urology Clinic	Aza 3 chome 4782	23 - 5531	①

## What if I get sick or injured at night or on my day off?

[Emergency Physician]

The hospitals that can be seen on Sundays and holidays are fixed every month.

Please check "Public Relations Kitakata" or the Kitakata City home page.

"Public Relations Kitakata" QR code



"Kitakata City Home Page" QR Code



[Night Emergency]

If you feel sick at night, go to the "emergency desk" of a large hospital.

Emergency services are in general hospitals.

If you are not sure whether to go to the hospital yourself or call an ambulance

**#7119 or 024-524-3020**

(Fukushima Prefecture Emergency Consultation Desk: You can call 24 hours a day)

If your child suddenly gets sick at night...

**#8000 or 024-521-3790**

(Fukushima Children's Emergency Telephone Consultation You can call every day  
19:00 ~ 8:00 in the morning)

## In case of emergency

**Calling an ambulance or fire engine does not cost you money.**

In case of emergency, please contact us immediately.

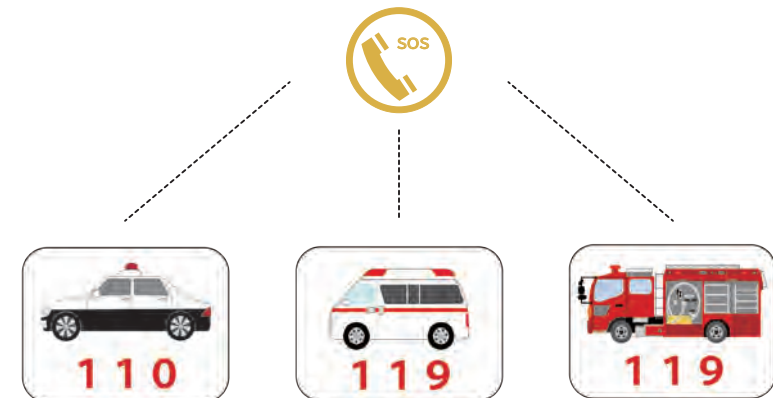
Calls to this number are free of charge.

<p><b>119</b></p> <p>Hyakuju Kyūban or ichi-ichi-kyū Fire truck or ambulance</p>	<ul style="list-style-type: none"> <li>• Fire</li> <li>• Sudden illness</li> <li>• Serious injuries</li> </ul>	<p>Is it a fire or an emergency? I am asked. "It's a fire" / "It's an emergency." I will talk to you. Where, when, and what is the current state. Speak</p>
<p><b>110</b></p> <p>Hyaku to ban, Police</p>	<ul style="list-style-type: none"> <li>• Crime (Theft, violence, etc.)</li> <li>• Accidents</li> </ul>	<p>Calmly talk about when, where, what happened, and whether anyone was injured</p>

When you want to contact the police or when you want to return a lost item

Take it to the nearest police box or police station.

Kitakata Police Station : 0 2 4 1 - 2 2 - 5 1 1 1

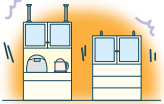



## 06 Disaster Preparation • Evacuation

### Disasters that occur in Kitakata City

#### [Earthquake]

The ground shakes when a large earthquake occurs, buildings may collapse or break. Sometimes a fire breaks out.

	<p>Before the earthquake</p> <p>Shelves and chests in the room, keep it from falling off.</p> <p>Don't put anything in front of the door.</p> <p>Decide on a meeting place after you and your family escape.</p>
	<p>After an earthquake</p> <p>Protect your head. It goes under the table, etc.</p> <p>Turn off the fire. Turn off the light switch.</p> <p>Run to a safe place.</p> <p>When you don't know where to escape, ask Japanese people.</p> <p>When you are driving a car, turn off the engine.</p> <p>Leave the door unlocked.</p> <p>When you run away from your car, leave your keys on.</p> <p>Wear shoes if something is falling and danger.</p>

#### [Heavy rain and typhoon]

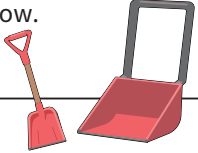
It rains a lot. A strong wind blows.

The water of the river overflows. The mountain crumbles.

<p>Before heavy rains and typhoons occurs</p>	<p>Keep important items in a high place so they don't get wet.</p> <p>After the family escapes, decide where to gather.</p>
<p>After heavy rain and typhoon</p>	<p>When a typhoon comes, don't go outside because the wind is strong and dangerous.</p> <p>The water in the river may increase and it is dangerous, so do not approach or go near on it.</p> <p>Wear sneakers when escaping outside.</p>



#### [Heavy snow, avalanche]

A lot of snow falls. There will be a lot of snow. A lot of snow will fall from the mountain.

<p>Before the heavy snowfall occurs</p>	<p>Make sure you have a shovel or snow dump to shovel snow.</p> <p>Make sure you know where to dump your snow.</p> <p>(Do not dump snow on the road)</p> 
<p>After heavy snowfall</p>	<p>Stay away from mountains and rooftops.</p> <p>Be careful not to fall into the place where the snow is dumped.</p> <p>Let's remove the snow from the car. Clear the snow in the parking lot.</p> <p>Don't block the area where the exhaust gas of the car comes out.</p>

#### [Evacuation information and alert level] (Evacuation → Escape)

First, in the event of a disaster, we need to find the correct information.

<p>Kitakata City Hazard Map</p> <p>(You can see where to escape, etc.)</p>	
<p>Disaster prevention information e-mail "Aibea"</p> <p>(You can find out disaster information by e-mail)</p>	
<p>Disaster prevention radio: Residents of Kitakata City can borrow it at the city hall.</p>	

#### 《Evacuation Information》 Information about evacuation

<p>Evacuation Preparations</p>	<p>Prepare for evacuation (Elderly people and children)</p>
<p>Evacuation Advisory</p>	<p>Everyone, run to a safe place.</p>
<p>Evacuation Instructions</p>	<p>There is a high risk of disaster.</p> <p>Everyone must immediately evacuate to a safe place.</p>


## 《Alert Level》 Disaster risk level and evacuation information

Alert level (1)	Check the rain and river information on TV and the Internet.
Alert level (2)	Find out where and how to escape.
Alert level (3)	People who take time to evacuate will evacuate.
Alert level (4)	Everyone evacuates to a safe place.
Alert level (5)	A disaster is occurring. Protect your precious life!

### 【Weather News】

Information about the weather can be found in 14 words.



Special Warning for Heavy Rain 大雨特別警報 	It rained a lot. Stones and sand fall from the mountains. Do not go near the mountains. The water in the river increases. Water comes into the house. Run to as high place as possible. Do not go near the river.
Heavy Rain Warning 大雨警報	It rained a lot. Stones and sand may fall from the mountains.
Sediment Disaster Information 土砂災害警報	Run as high as you can. Don't go near the mountains.
Flood Warnings 洪水警報	The water in the river is increasing. In the house, water may come. Run as high as you can.

## [Evacuation place]

Decide as a family where to escape.

First of all, Run to an "evacuation site."

If you can't go home, you will have to live in a "shelter".

Look at the shelters and the shelters near your home.



### Evacuation site

You can temporarily escape from tsunamis, floods, earthquakes, fires, etc.

It is often a large space outside, such as a large park or parking lot.



### Shelter

People who are no longer able to live in their homes due to disasters can spend some time there.

There are many public buildings such as schools and community centers.

Food and water are provided.

## 07 About Japanese Education

There are two Japanese classes in Kitakata City.

Japanese Classes



《Aizu Kitakata International Association》

Spring (April ~ June) Every Wednesday 11 times 18:30~20:00 Kitakata Plaza

Autumn semester (September ~ November) Every Wednesday 11 times 18:30~20:00

Kitakata Plaza

All of them are 11 times in total and the fee is 3000 yen.

《Japan-China Friendship Association》

June ~ March 19:30 ~ 20:50 Shiokawa Public Hall 1000 yen per month

\*Subject to change

Contact: 090-2973-3888

### About Free Wi-Fi

FREE Wi-Fi is available in several places in Kitakata City.

(Community centers and city halls)



## 08 Conclusion

Who to contact in case of trouble.

Please contact the Aizu Kitakata International Association.

TEL: 0 2 4 1 - 2 4 - 3 1 3 1

You will be connected to the "Aizu Kitakata Chamber of Commerce and Industry" by phone.

If you say, "Please join the International Association," you will be connected to the International Association by phone.

FAX: 0 2 4 1 - 2 5 - 7 1 7 1

E-mail : mailakia@seagreen.ocn.ne.jp



facebook



---

Aizu Kitakata International Association

"Guidebook for Living and Disaster Prevention for Foreigners"

Publication date: February 2024

Supervised by: Kitakata City

Practitioner: Aizu International Exchange Association

Printing & Binding: Adflex